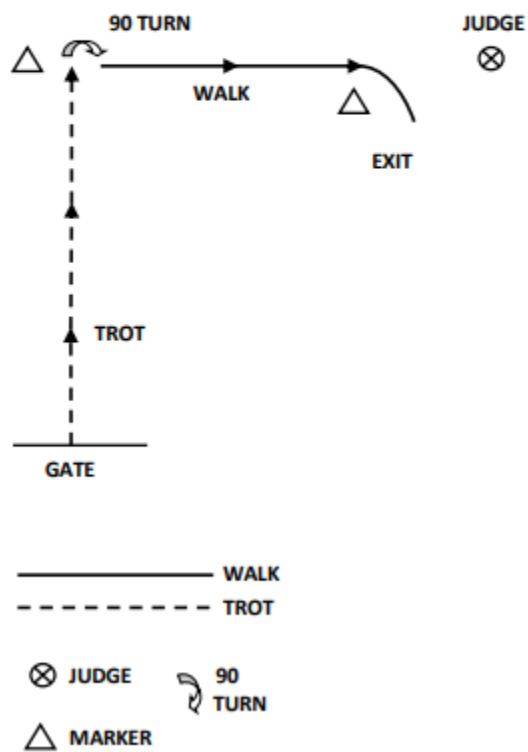


Showmanship 9 & Under and Lead Line

SHOWMANSHIP PATTERN 3

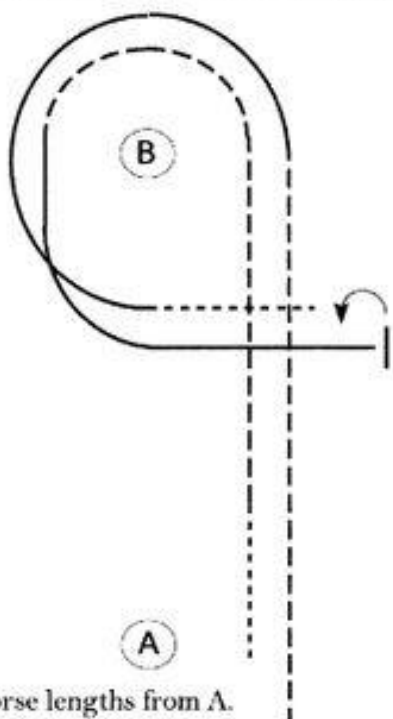
1. Trot from the gate to marker and stop.
2. Do a 90° turn to the right.
3. Walk to the judge and stop at the marker.
4. Set up your pony for inspection.
5. At the judge's signal, walk and exit the arena.



Bareback Horsemanship 10-13 and 14-18

www.HorseShowPatterns.com

www.HorseShowPatterns.com



Be ready at A.

1. Walk approximately 2 horse lengths from A.
2. Jog to and around B.
3. Lope on the left lead to center of pattern and several horse lengths past the center line.
4. Stop and perform a 1/2 turn left.
5. Walk to center of pattern.
6. Lope on the right lead to and around B.
7. Jog from B to and past A.

Pattern is over once you have passed A.

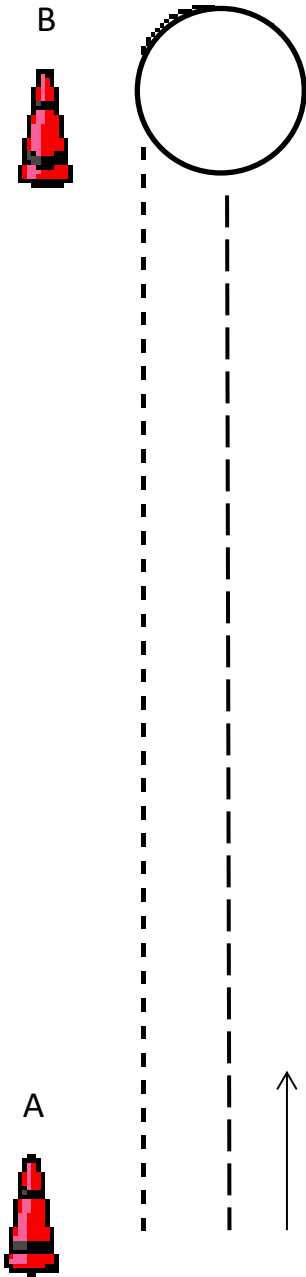
Follow the instructions of your ring steward.

Walk
Jog	-----
Extended Jog	-----
Lope	
Lead Change	↗↘
Back	←←←←
Marker	⊙ B

[WHI_1]

Pattern Provided by:

9 & Under Bareback



1. Walk from A to B.
2. Stop at B and perform a 1 ½ turn to the right.
3. Jog from B to A.
4. Stop at A and back one horse length.
5. Exit arena at a walk.

Horsemanship 19 & Over, 14-18 and 10-13

www.HorseShowPatterns.com

www.HorseShowPatterns.com

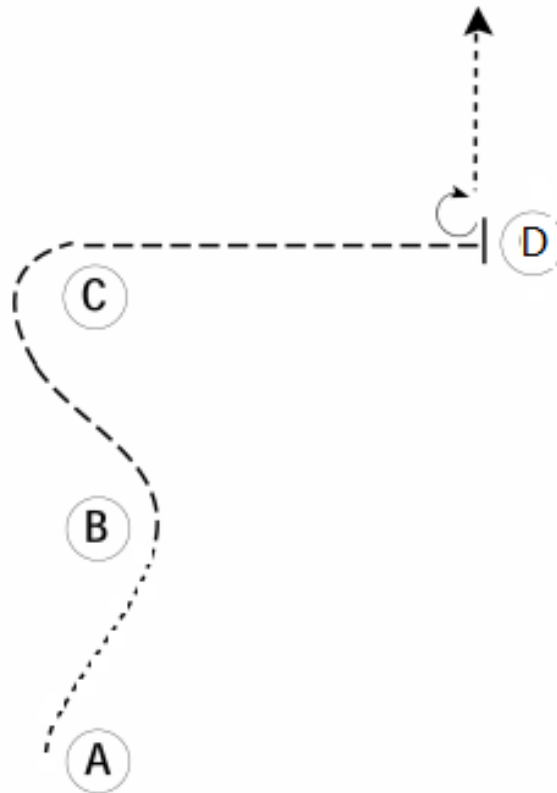
Be ready before marker A.

1. Walk to A.
2. Stop and back approximately one horse length.
3. Execute a 3/4 turn to the right and lope on the right lead.
4. Perform a simple lead change and lope on the left lead to B.
5. Stop at B and execute a 1/2 turn to the right.
6. Jog to exit.

Follow the instructions of your ring steward.

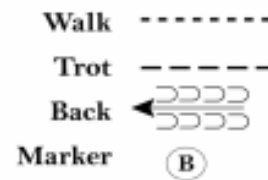
Walk	-----
Jog	- - - - -
Extended Jog	— — — —
Lope	—————
Leg Yield	
Lead Change	———/———
Back	←←←←←
Marker	Ⓚ
Sidepass	←——→

Horsemanship 9 & Under and Walk/Trot



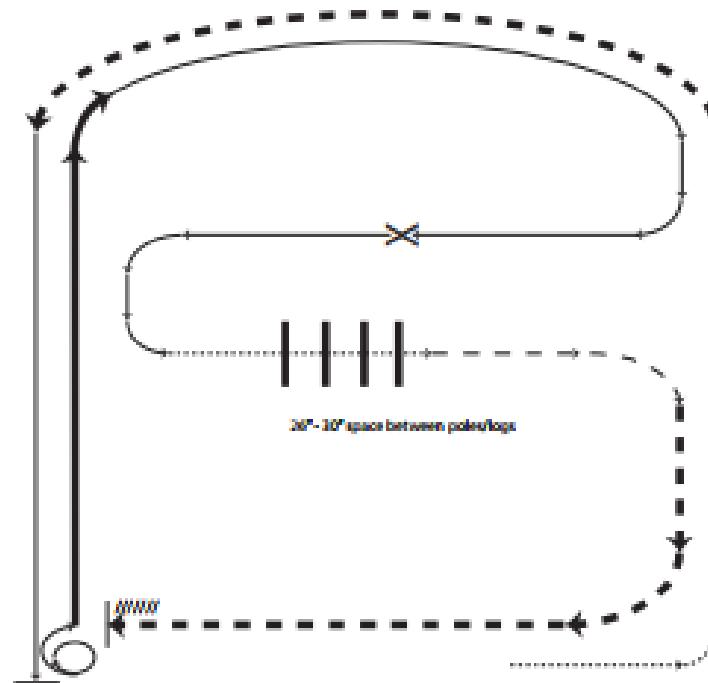
Be ready at A.

1. Walk between A and B.
2. At B, pick up jog and continue around C to D as shown.
3. Stop and execute 270 degree turn to the right.
4. Walk and exit pattern.



Ranch Riding All Ages

RANCH RIDING - PATTERN 2

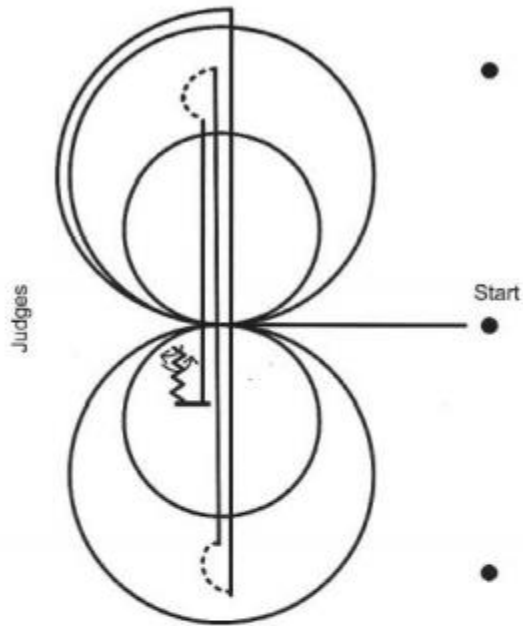


- X Lead Change
- - - Walk
- - - Trot
- — — Ext Trot
- ==== Lope
- ===== Ext Lope
- /////// Back

1. Walk
2. Trot
3. Extended trot
4. Left lead lope
5. Stop, 1 1/2 turn right
6. Extended lope
7. Collect to working lope-right lead
8. Change leads (simple or flying)
9. Walk
10. Walk over logs
11. Trot
12. Extended trot
13. Stop and back

Reining All Ages

Pattern #2



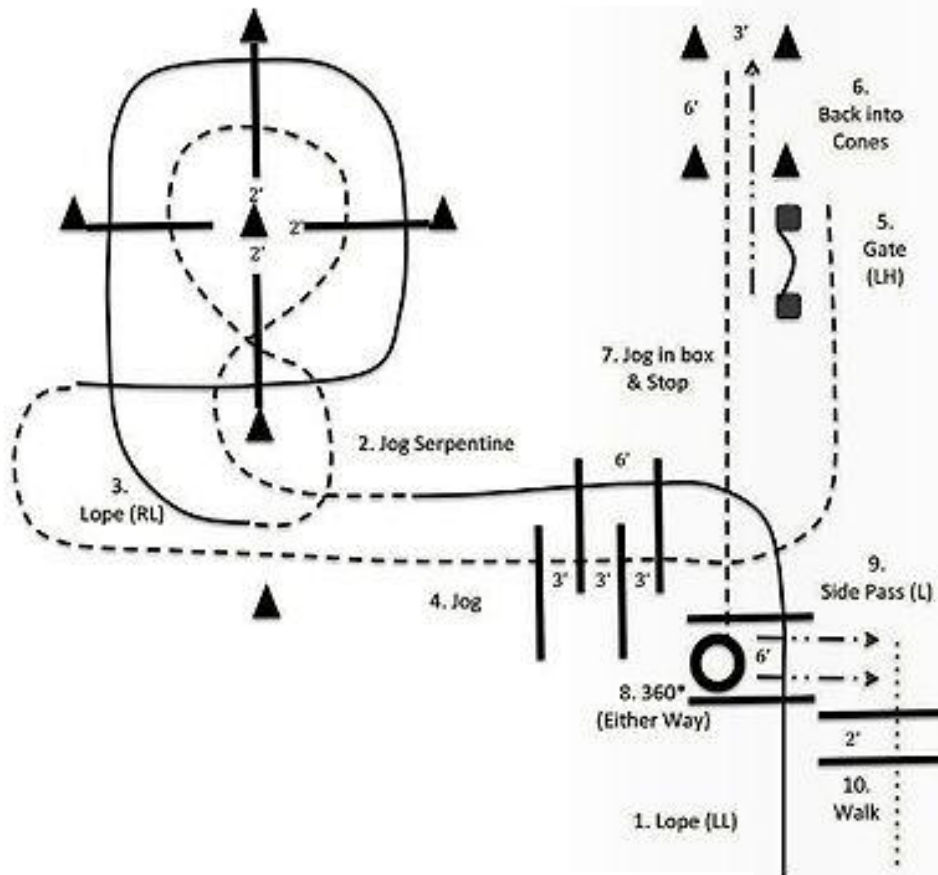
Pattern 2

Beginning at the center of the arena facing the left wall or fence:

1. Starting to the right, begin a small figure 8 at a slow lope.
2. Ride a large figure 8 at a fast lope. Change leads at center of the arena.
3. Continue around previous large circle to the right. At the top of the circle, run down the middle to the far end of the arena, past the end marker and do a right rollback- no hesitation.
4. Run to the opposite end of the arena past the last marker do a left rollback - no hesitation.
5. Run past the center marker and stop.
6. Back to the center marker.
7. Pivot a $\frac{1}{2}$ turn left or right.
8. Pivot a $\frac{1}{2}$ turn in the opposite direction of the first turn.
9. Walk to the judge for inspection until dismissed.

All Trail

*Lead Line, 9 & Under & In-Hand: ONLY jog the lope circle then continue to #4



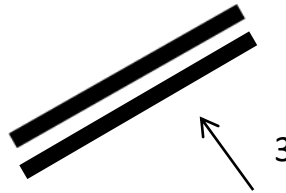
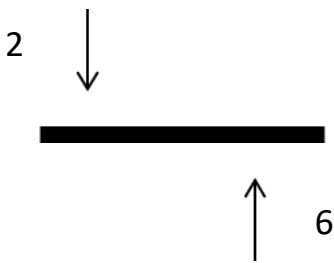
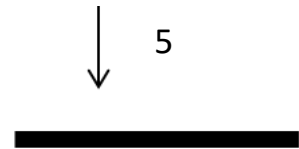
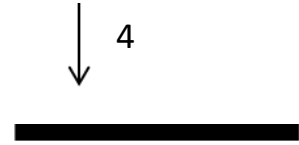
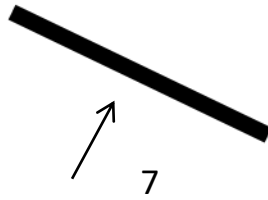
*Lead Line Walk Through Gate

Western
Ages


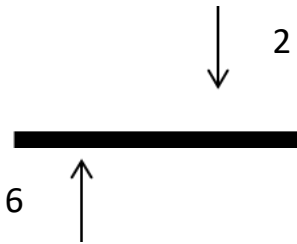
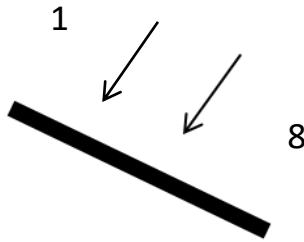
Riding All

*Lead Line, 9 & Under & In Hand: WALK

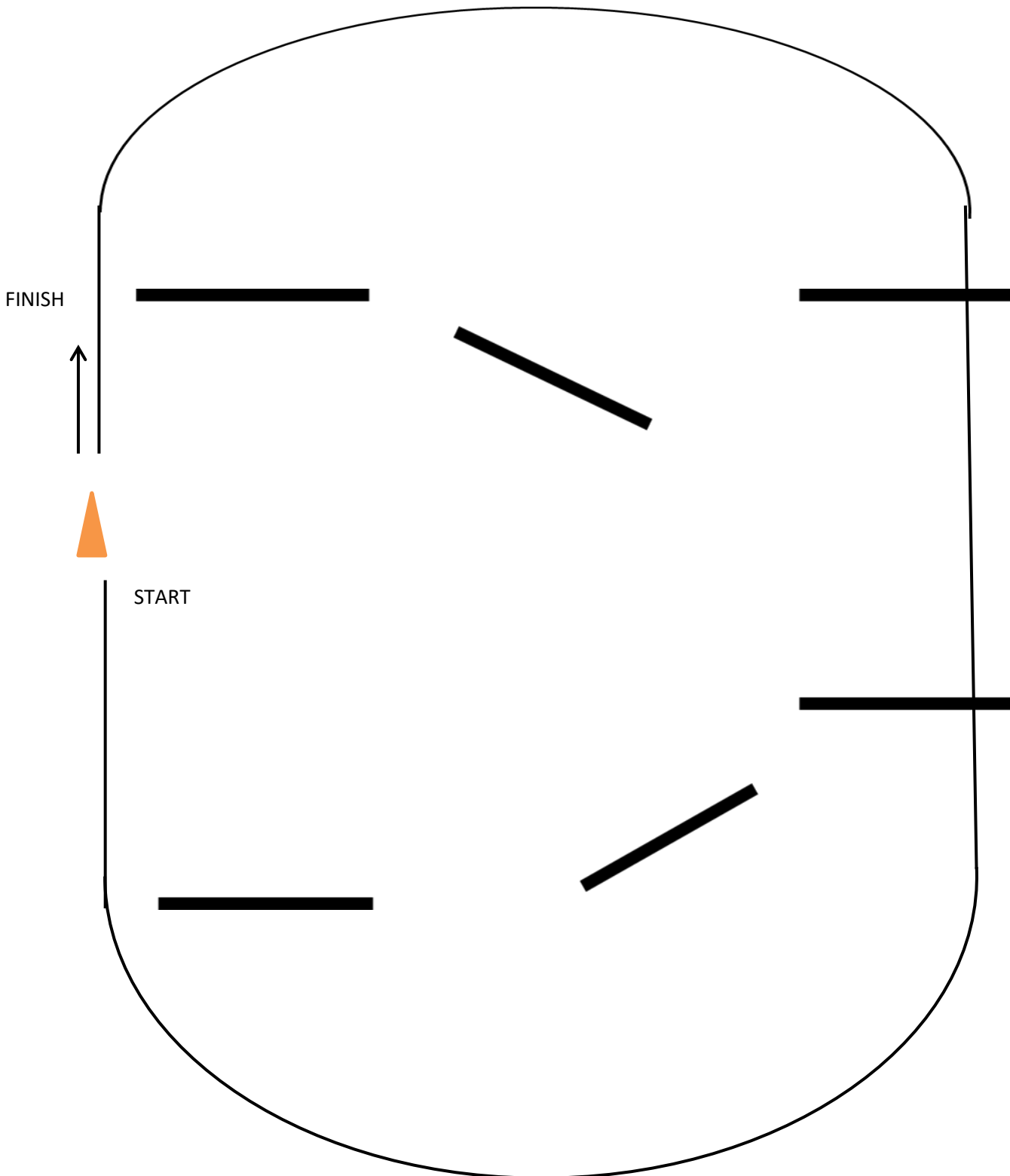
Hunter Over Fences All Ages



Hunt Seat Equitation Over Fences

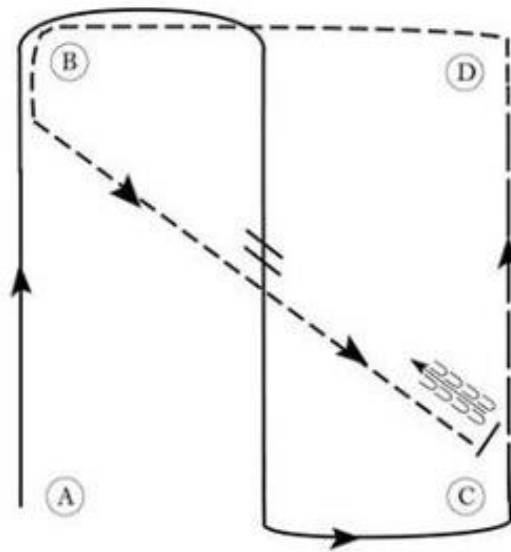


Hunter Hack All Ages



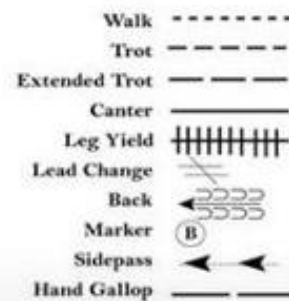
1. Canter on the left lead from the cone over the two jumps as shown.
2. Hand gallop once completed with jumps back to cone.
3. Stop at cone and back one horse length.
4. Drop reins to indicate end of pattern.

Hunt Seat Equitation 19 & Over, 14-18 and 10-13



Be ready at A.

1. Canter on the right lead to and around B.
2. Halfway between B and C, change leads.
3. Canter on left lead to and around C.
4. Hand gallop from C to D.
5. At D, perform a posting trot on the right diagonal.
6. At B, two point at the trot until halfway to C.
7. Sitting trot to C.
8. Stop and back one horse length at C.



Hunt Seat Equitation 9 & Under and W/T

