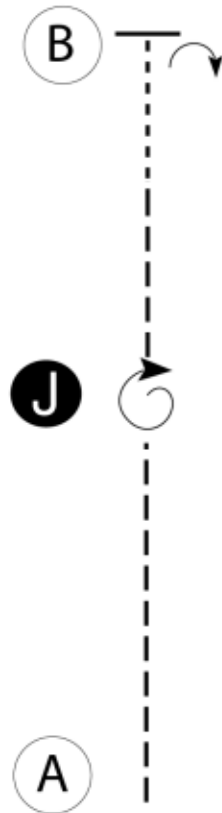


# 2025 SOUTHWEST REGIONAL Showmanship (9&U, Leadline)

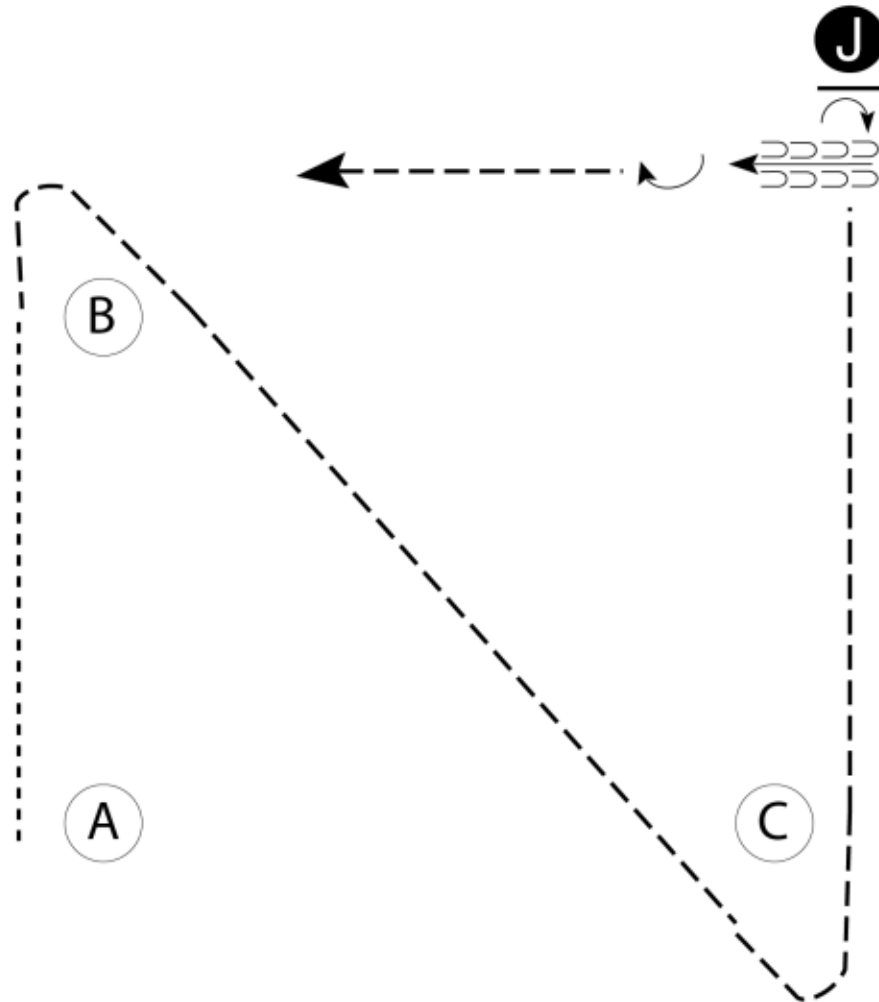


Be ready at A.

1. Trot from A to Judge.
2. Perform a 360 degree turn. Set up for inspection.
3. When dismissed, trot halfway to B.
4. Break to the walk and walk to B.
5. Stop and perform a 90 degree turn. Walk to line up.

Walk	-----
Trot	- - - - -
Back	←
Marker	⊙ B
Judge	● J

# 2025 SOUTHWEST REGIONAL Showmanship (19&O, Non Pro, 14-18, 10-13)



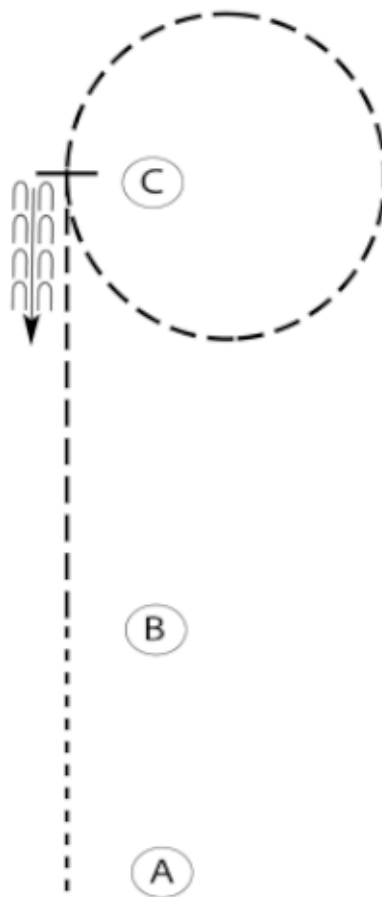
Be ready at A.

1. Walk to B.
2. Trot around B and C and straight to Judge.
3. Stop and set up for inspection.
4. When dismissed, turn 1/4 turn to the right.
5. Back one horse length.
6. Perform a 180 degree turn.
7. Trot straight away to finish.

Follow the instructions of your ring steward.

Walk	-----
Trot	- - - - -
Back	←-----
Marker	Ⓚ
Judge	Ⓝ

# 2025 SOUTHWEST REGIONAL Bareback Horsemanship (9&U)



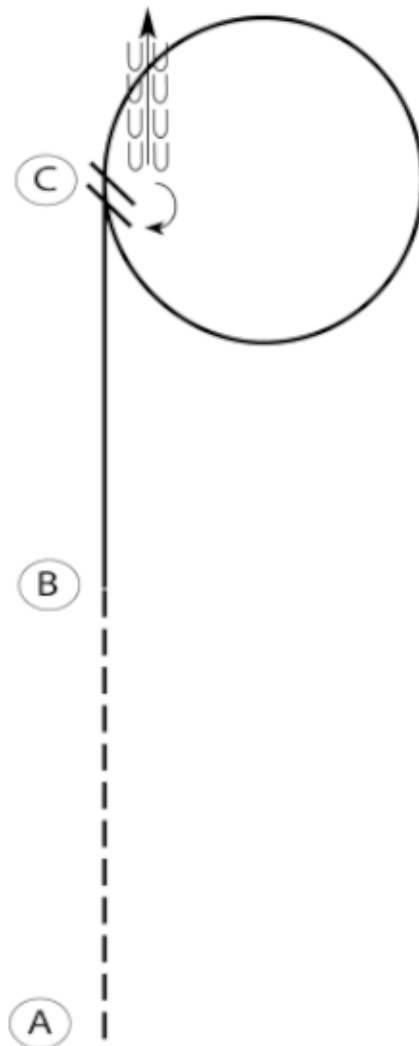
Be ready at A.

1. Walk from A to B.
2. Jog from B to C.
3. Even with C, jog a circle to the right.
4. Stop at C and back one horse length.

Walk	-----
Jog	-----
Extended Jog	-----
Lope	—————
Leg Yield	
Lead Change	↘
Back	← ↔ ↔
Marker	⊙ B
Sidepass	←-----→

# 2025 SOUTHWEST REGIONAL

## Bareback Horsemanship (14-18, 10-13)

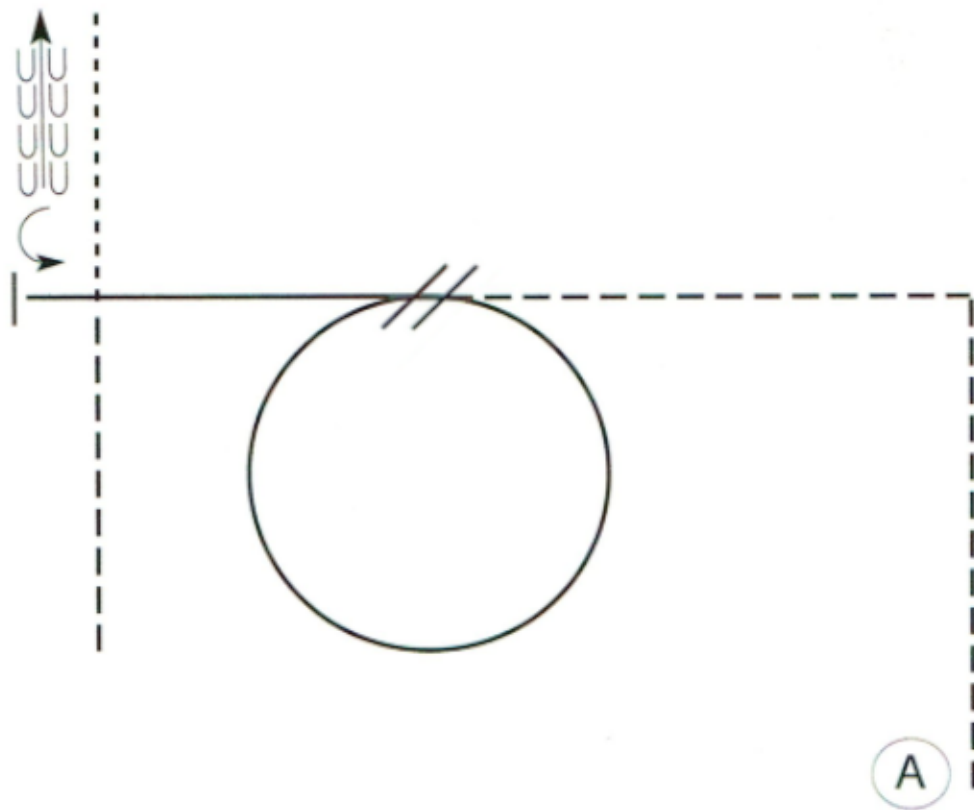


Be ready at A.

1. Jog from A to B.
2. Lope on the left lead to C.
3. At C, change leads and lope a circle to the right
4. Even with C, stop and do a 180 degree turn to the right.
5. Back one horse length
6. Retire to the rail or line up at a jog.

Walk	-----
Jog	-----
Extended Jog	-----
Lope	-----
Leg Yield	
Lead Change	↘
Back	← ↔ ↔
Marker	⊙ B
Sidepass	←-----→

# 2025 SOUTHWEST REGIONAL Horsemanship (All WJL)




Be ready at A.

1. Perform a jog from A and a square corner toward center of pattern.
2. Pick up left lead and lope a circle to the left.
3. Perform a simple or flying lead change and lope right lead in a straight line.
4. Stop and perform a 1/4 turn to the left.
5. Back 5 steps.
6. Walk until you cross your line.
7. Exit arena at a jog.

Walk	-----
Jog	-----
Extended Jog	-----
Lope	-----
Lead Change	
Back	
Marker	(B)

# 2025 SOUTHWEST REGIONAL Horsemanship (All WJ)

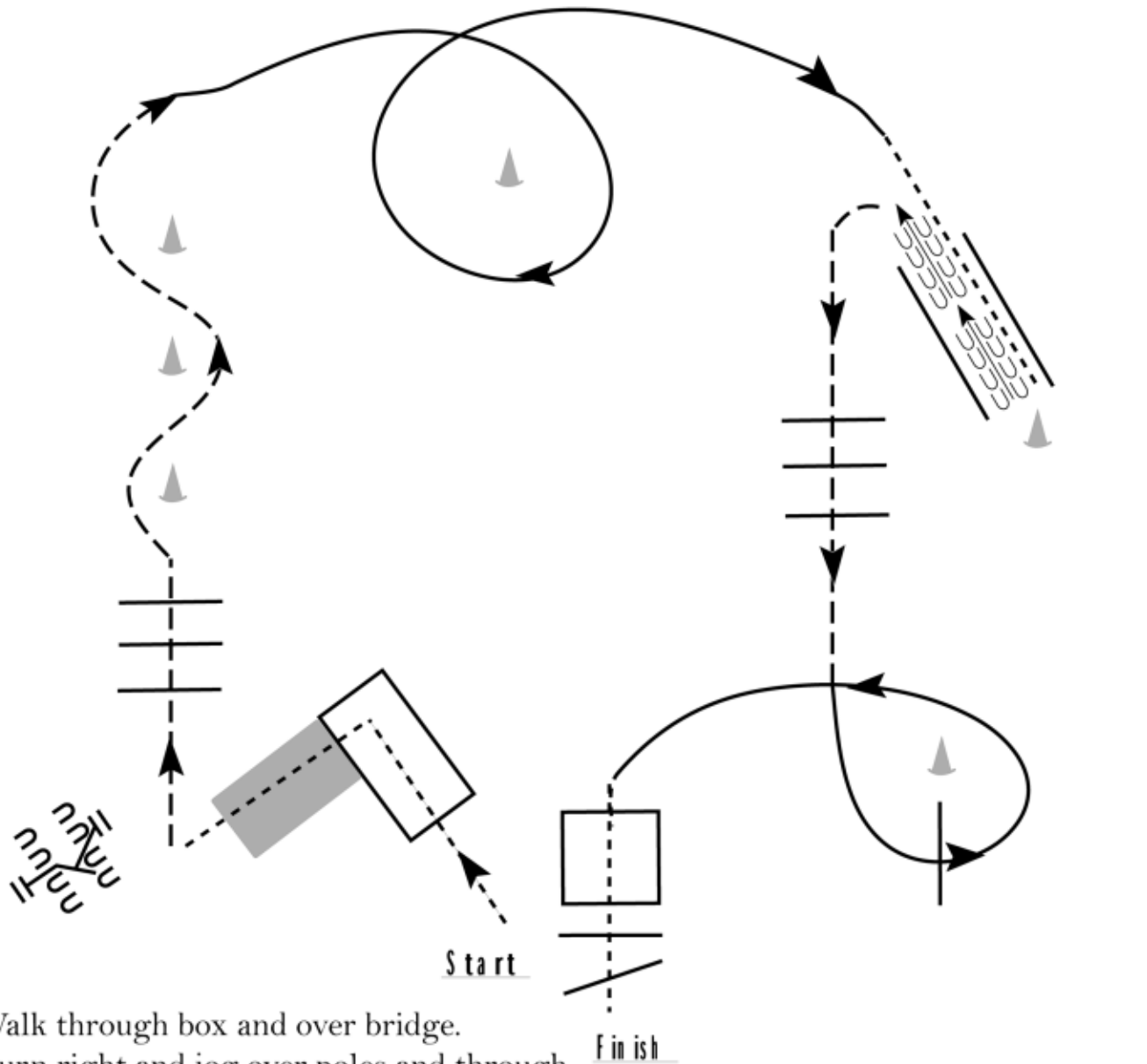


Be ready at A.

1. Perform a jog from A and a square corner toward center of pattern.
2. Continue the jog in a straight line.
3. Stop and perform a 1/4 turn to the left.
4. Back 5 steps.
5. Walk until you cross your line.
6. Exit arena at a jog.

Walk	-----
Jog	-----
Extended Jog	-----
Lope	—————
Lead Change	——— ———
Back	← 33333
Marker	ⓐ

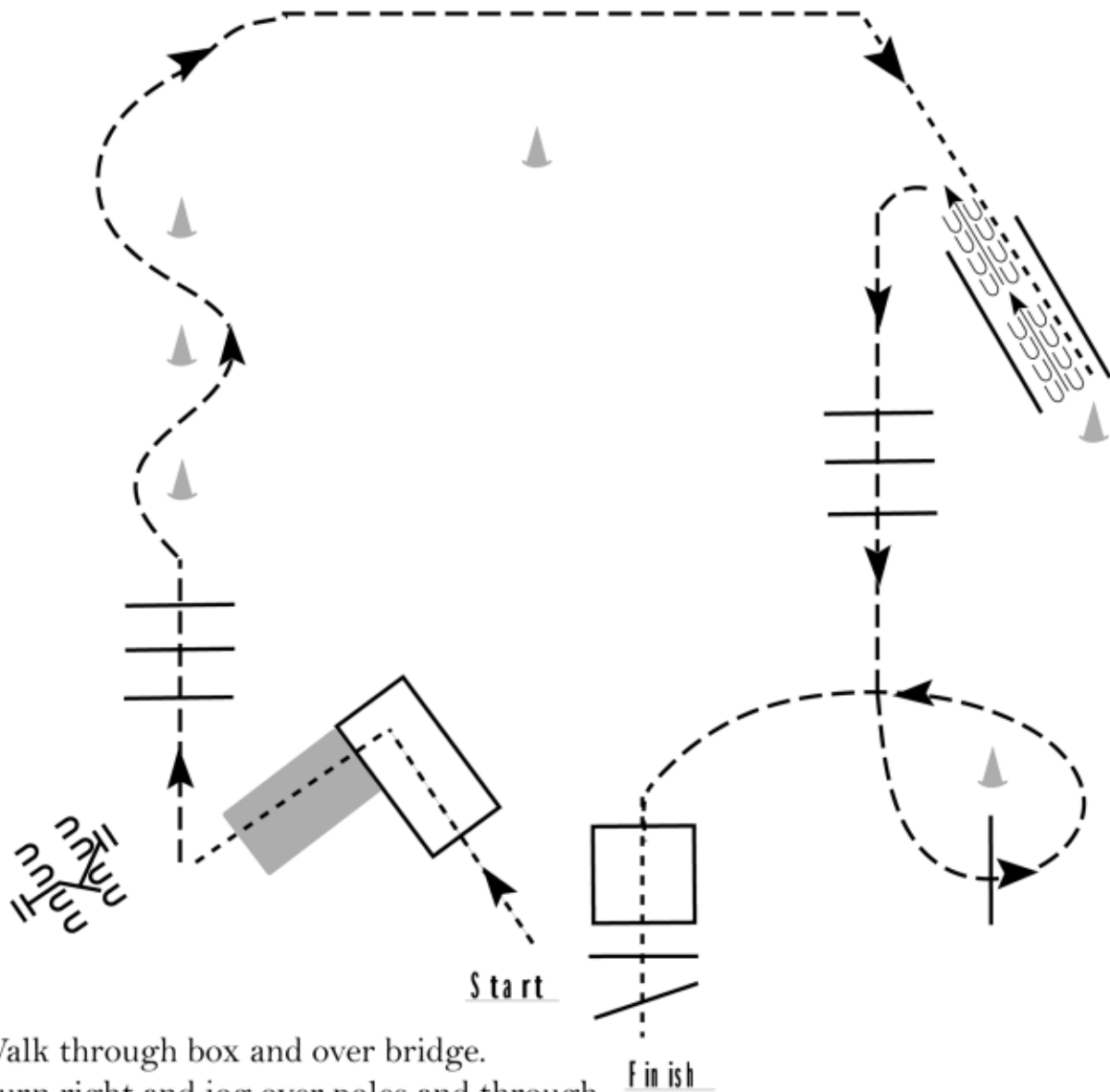
# 2025 SOUTHWEST REGIONAL Trail (All WJL)



1. Walk through box and over bridge.
2. Turn right and jog over poles and through serpentine.
3. Lope around cone on right lead; walk into chute.
4. Back chute.
5. Jog over poles.
6. Lope over pole and to box on left lead.
7. Walk through box and over poles to finish.

<b>Walk</b>	-----
<b>Jog</b>	- . - . - .
<b>Lope</b>	—————
<b>Back</b>	← 3 3 3 3
<b>Marker</b>	▲
<b>Sidepass</b>	← - - - - - →

# 2025 SOUTHWEST REGIONAL Trail (All WJ)



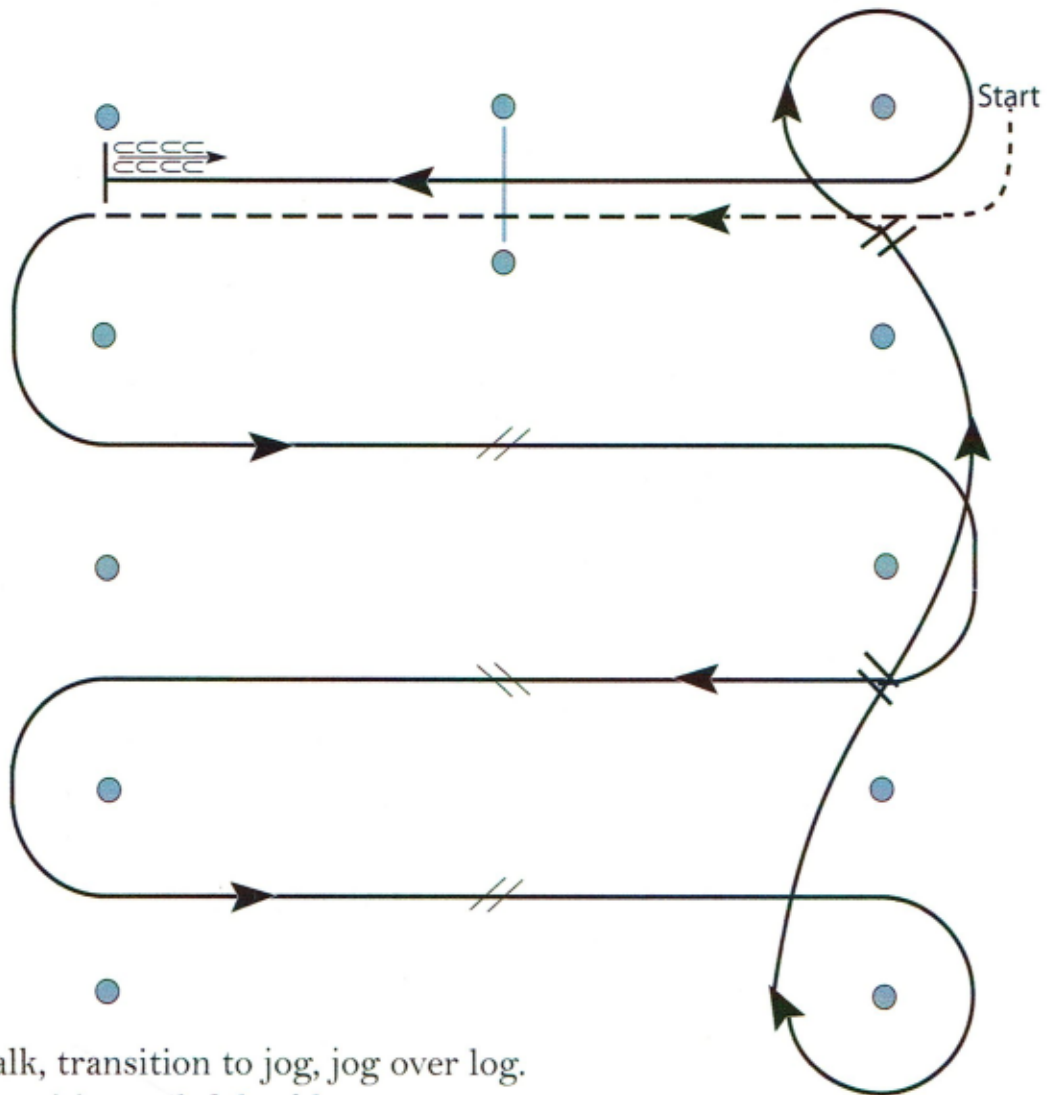
1. Walk through box and over bridge.
2. Turn right and jog over poles and through serpentine to chute.
3. Walk into chute then back out.
4. Jog over poles.
5. Jog over pole, around cone and to box.
6. Walk through box and over poles to finish.

<b>Walk</b>	-----
<b>Jog</b>	- - - - -
<b>Lope</b>	—————
<b>Back</b>	←←←←← →→→→→
<b>Marker</b>	▲
<b>Sidepass</b>	←-----→



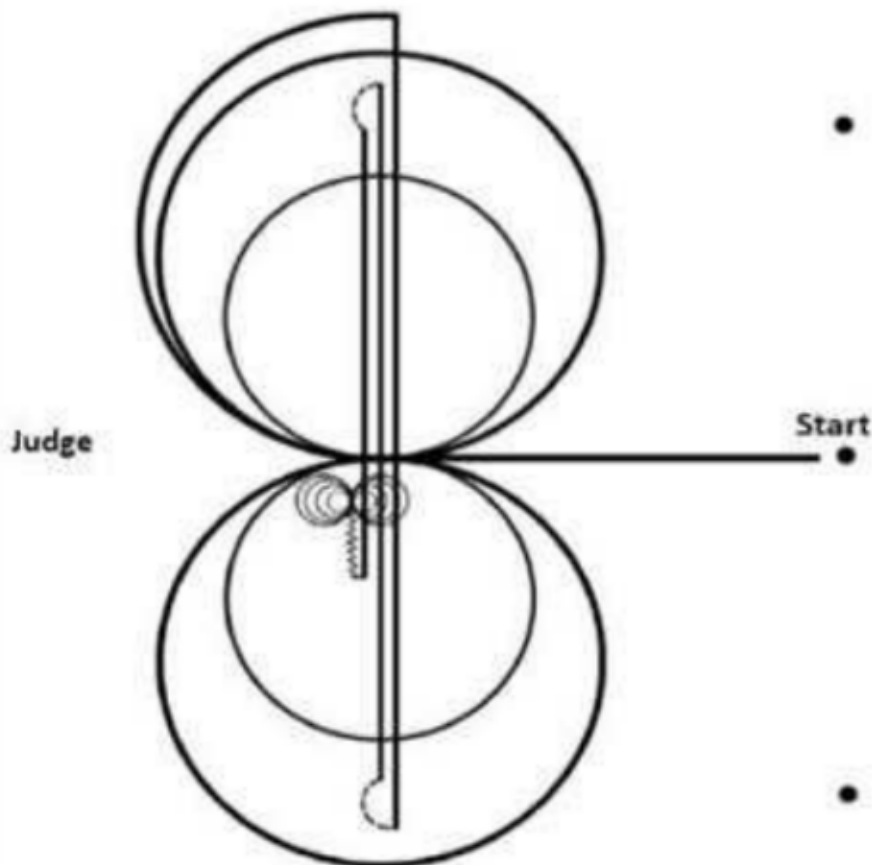
# 2025 SOUTHWEST REGIONAL

## Western Riding



1. Walk, transition to jog, jog over log.
2. Transition to left lead lope.
3. First crossing change.
4. Second crossing change.
5. Third crossing change.
6. Circle and first line change.
7. Second line change and circle.
8. Lope log.
9. Stop and back.

### Pattern #3



### Pattern 3

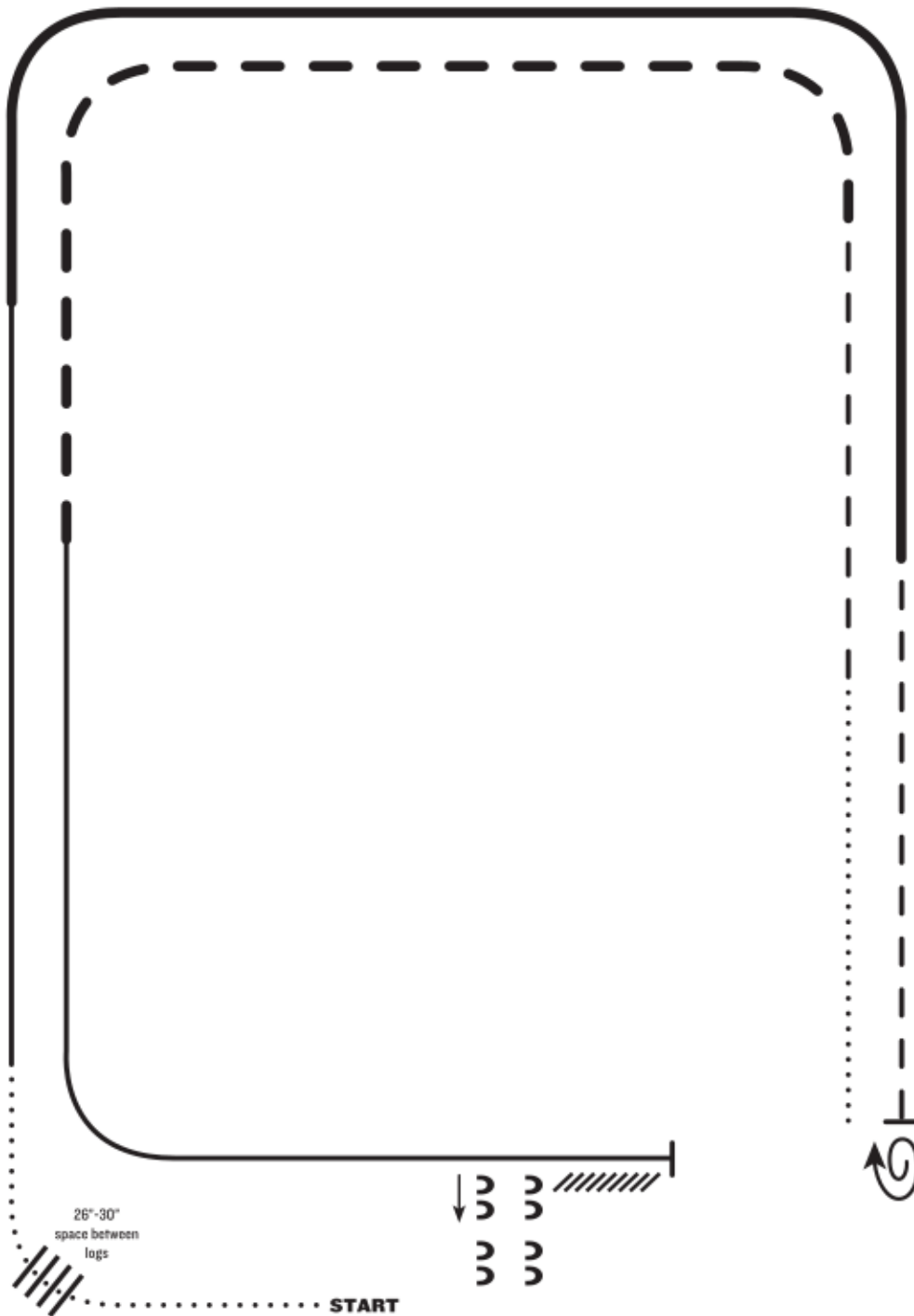
Begin at the center marker along the right side of the arena, facing the left wall or fence.

1. Starting on the right lead, complete 2 circles to the right, the first circle small and slow, the second large and fast.
2. Change leads at the center of the arena.
3. Complete 2 circles to the left, the first circle small and slow, the second large and fast.
4. Change leads at the center of the arena.
5. Begin a large circle to the right. At the top of the circle, run down the middle to the opposite end of the arena, past the end marker, and do a right rollback, no hesitation.
6. Run to the far end of the arena, past the end marker and do a left rollback, no hesitation.
7. Run past the center marker and stop.
8. Back to the center marker.
9. Complete 4 spins to the right.
10. Complete 4 spins to the left.
11. Walk to the judge for inspection and dismissal.

# RANCH RIDING - PATTERN 6

## LEGEND

.....	Walk
.....	Extended Walk
- - -	Trot
- - -	Extended Trot
—	Lope
—	Extended Lope
////	Back
∞	Lead Change

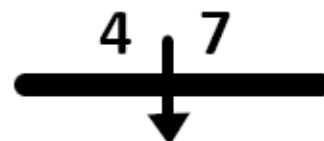
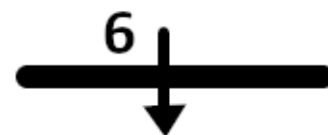


1. Walk
2. Walk over logs
3. Lope right lead
4. Extended lope right lead
5. Trot
6. Stop, 1 1/2 turn right
7. Walk
8. Trot
9. Extended trot
10. Lope left lead
11. Stop and back
12. Side pass right

Note: The drawn description of this pattern is only intended for the general depiction of the pattern. Exhibitors should utilize the arena space to best exhibit their horses.

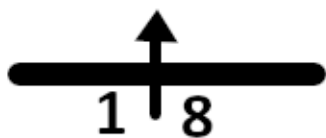
# 2025 SOUTHWEST REGIONAL

## Open Jumping

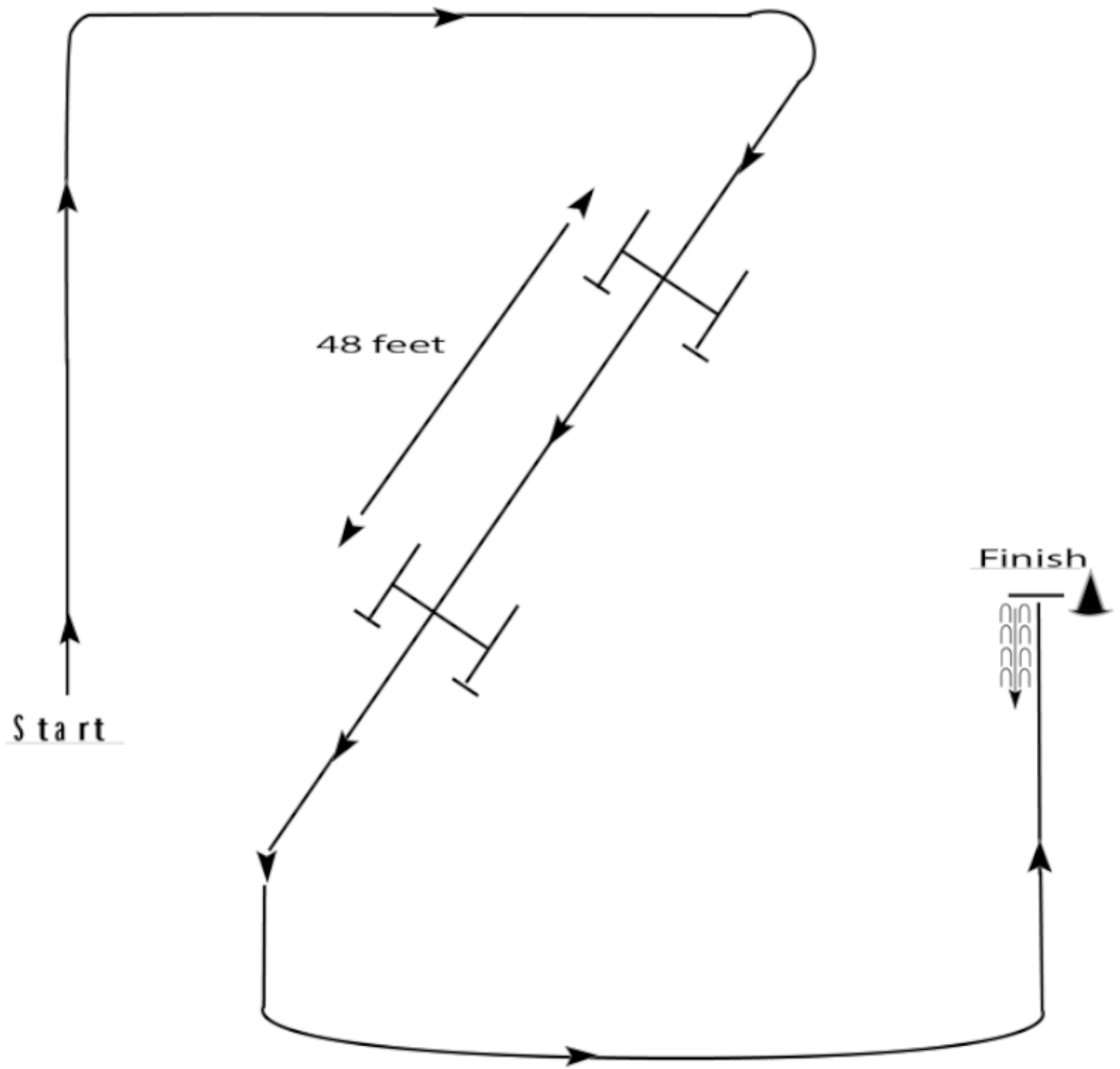


# 2025 SOUTHWEST REGIONAL

## Hunter Over Fences



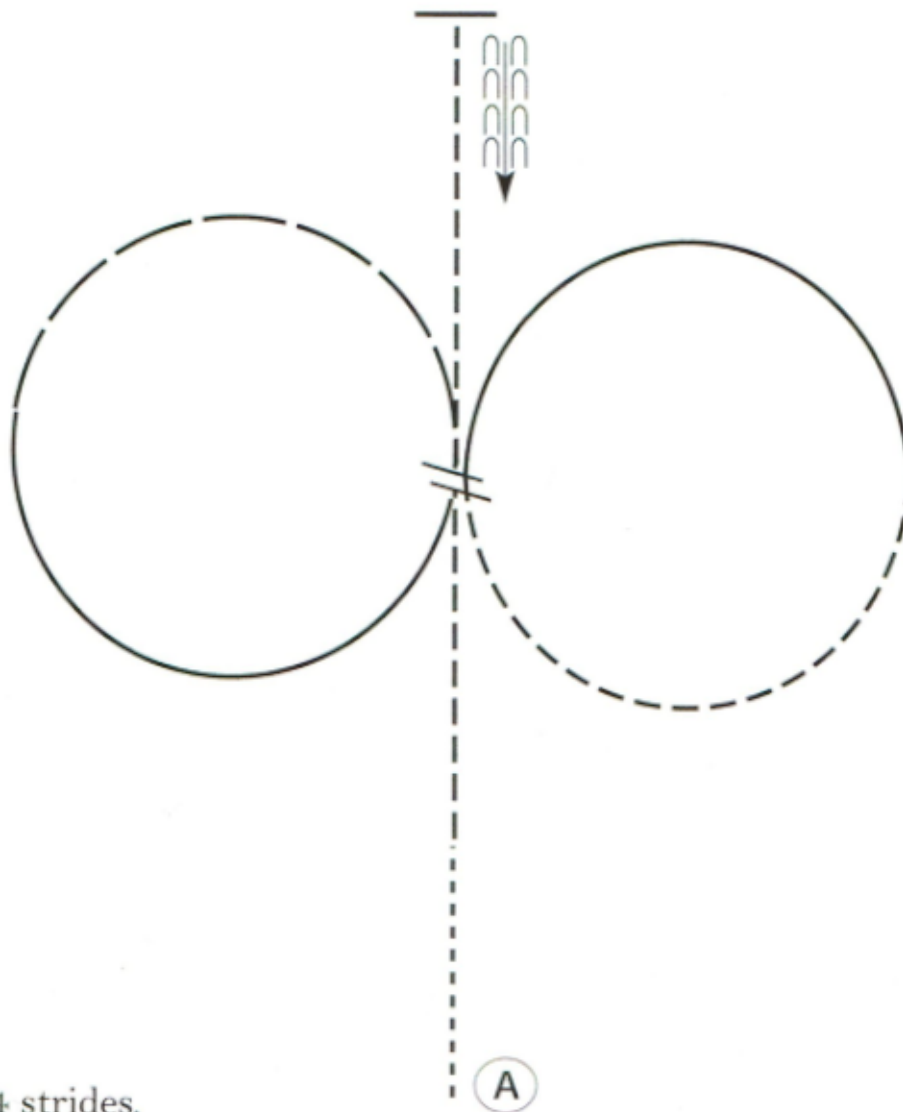
# 2025 SOUTHWEST REGIONAL Hunter Hack



- Canter
- Back
- Hand Gallop
- Marker

1. Fences are set approximately 48 feet apart.
2. After 2nd fence, canter to marker. Halt and back approximately one horse length.
3. Drop your reins to signify completion.

# 2025 SOUTHWEST REGIONAL Huntseat Equitation (All WTC)

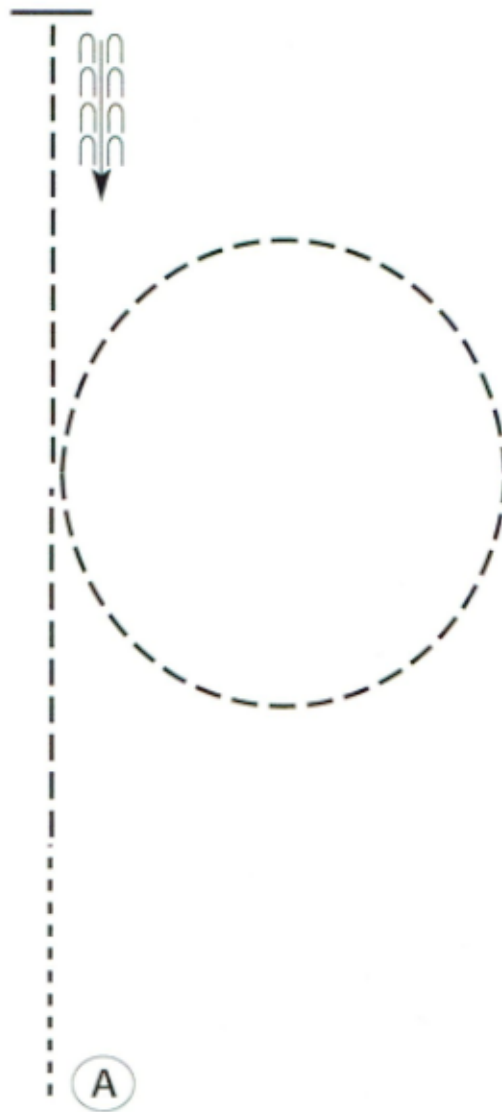


Be ready at A.

1. Walk for 3-4 strides.
  2. Posting trot on the right diagonal.
  3. Hand gallop a half circle to the left.
  4. Collect the canter and close the circle.
  5. Change leads at the center.
  6. Canter a half circle to the right.
  7. Close the circle at a posting trot.
  8. When at the center, sitting trot in a straight line for 6-8 strides.
  9. Halt and back approximately one horse length.
- Follow the instructions of your ring steward.

Walk	-----
Trot	- - - - -
Extended Trot	— — — — —
Canter	—————
Leg Yield	
Lead Change	↙ ↘
Back	← 3333 5555
Marker	Ⓚ
Sidepass	← ··· ··· →
Hand Gallop	— — — — —

# 2025 SOUTHWEST REGIONAL Huntseat Equitation (All WT)



Be ready at A.

1. Walk for 3-4 strides.
2. Posting trot on the right diagonal.
3. Change diagonals and trot a circle to the right.
4. When at the center, sitting trot in a straight line for 6-8 strides.
5. Halt and back approximately one horse length.

Follow the instructions of your ring steward.

Walk	-----
Trot	- - - - -
Extended Trot	— — — — —
Canter	—————
Leg Yield	
Lead Change	↙ ↘
Back	← 3333 5555
Marker	ⓑ
Sidepass	← — — — ←
Hand Gallop	— — — — —